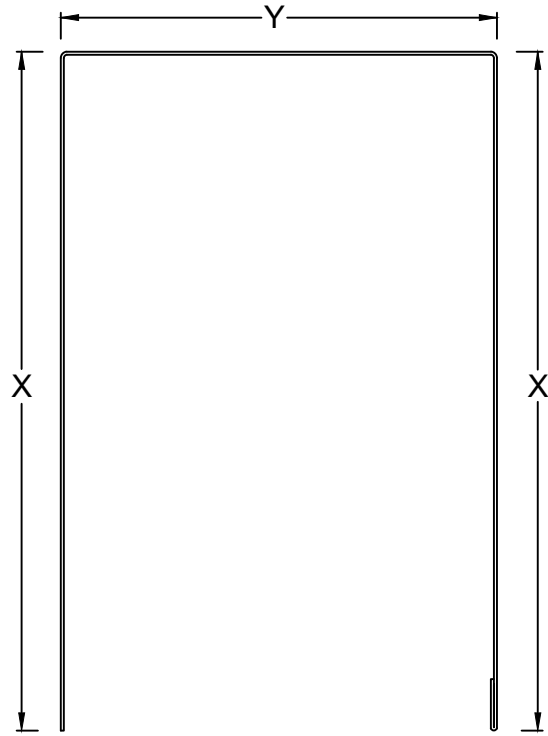


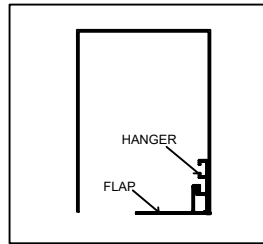
LINEAL DETAIL DRAWING

SCALE: N/A

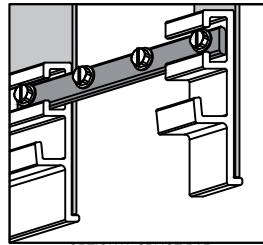
0283-R225-CTM-S



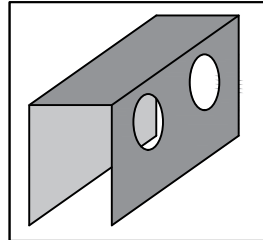
POCKET SIZING



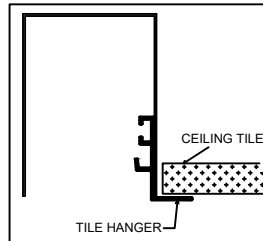
OPTIONAL FLAP AND HANGER
(2.00in [51mm], 3.00in [76mm], 5.00in [127mm])



OPTIONAL SPLICE BAR
(FOR MULTIPLE POCKET ALIGNMENT)



OPTIONAL AIR VENTS (24in² PER LINEAR FT.)



OPTIONAL TILE HANGER
(FOR INTEGRATION WITH CEILING TILE)

CUSTOM POCKET IS AVAILABLE IN SIZES TO FIT ANY SHADE INSTALLATION
POCKET LIMITATIONS: $2X+Y$ (or linear dimension) TOTAL LIMITED TO 46.00in. (117cm)
MINIMUM SIZES: $X = 4.00in$ (102mm), $Y = 4.00in$ (102mm)
CUSTOM POCKET METAL THICKNESS = 0.06in (1mm)

ALL CUSTOM AND DUAL POCKET AVAILABLE WITH FLAP AND HANGAR OPTION
[FLAP SIZES: 2.00in (51mm), 3.00in (76mm), 5.00in (127mm)]

ALL CUSTOM AND DUAL POCKET AVAILABLE WITH AIR RETURNS

ALL CUSTOM AND DUAL POCKET AVAILABLE WITH TILE SUPPORT OPTION
(FOR DIRECT INTEGRATION WITH CEILING GRID)

AVAILABLE IN THE FOLLOWING STANDARD SIZES:
5.5"x7.5" (DUAL 64), 7"x11" (DUAL100), 8"x14" (DUAL 225), 12"x6" (HORIZONTAL DUAL 100)

DUAL AND CUSTOM POCKET
DRAWING #
REV: C

Lutron Electronics Co., Inc.
7600 Siler Road | Coopersburg, PA 18036 | USA
1-800-451-7439 | Fax: 610-282-7439
shadinginfo@lutron.com

LUTRON
Copyright © 2009 Lutron Electronics Co., Inc.