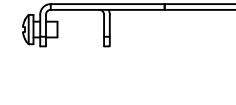
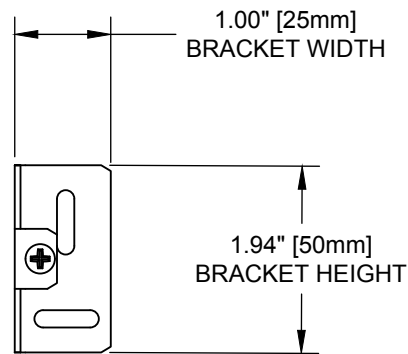


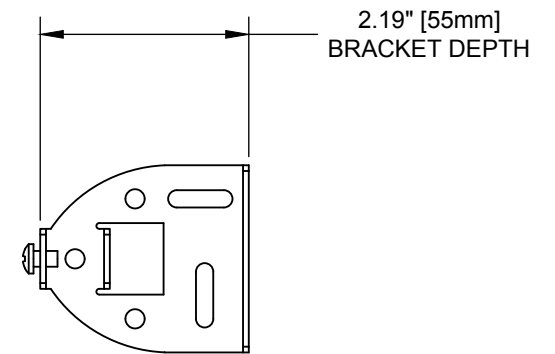
ISOMETRIC VIEW



PLAN VIEW



SECTION VIEW



ELEVATION VIEW

ROLLER 64 UNIVERSAL SHADE BRACKET

SCALE: 1/2

DRAWING #: 085518

REVISION: A