



## Horizontal Sheer Blinds

The soft elegance of a sheer with the precise control of a blind

# Benefits

**New horizontal sheer blinds pair sheers with fabric vanes for the perfect amount of filtered sunlight inside, while maintaining a view to the outside.**



## Add luxury

Delicate sheers and fabric vanes lend a soft, elegant look to any space, while moving almost silently.

## Deliver magic

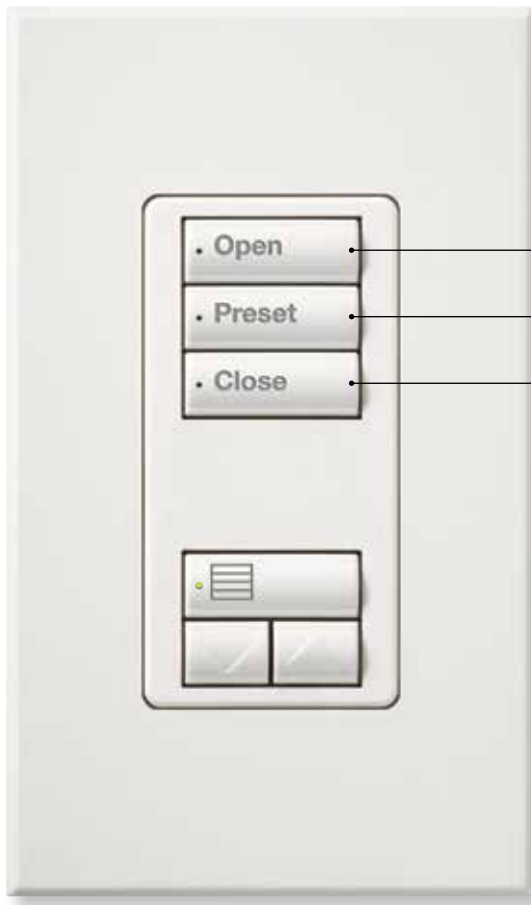
Fabric vanes tilt in precise increments between open and closed positions, aligning perfectly across adjacent blinds.

## Provide privacy

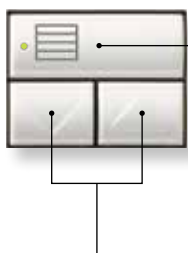
Outer sheer layers diffuse views to a home's interior, even when the vanes are open.

# Scene Control

Create the perfect setting with the press of a button.



Horizontal sheer blind seeTouch® keypad 3-button with view\*



**View button**  
Press once to lower blinds and open vanes. Press again to close vanes.

**Raise/Lower buttons**  
Adjust the blind height, or vane tilt when in View mode.



## Morning

Greet the day. Blinds will raise to a favorite preset level to allow the morning sun to shine in.



## Afternoon

Enjoy the view. Blinds will fully lower and vanes will tilt open, so the sheers can diffuse the sunlight but you can still enjoy the daylight and scenery.



## Evening

Relax in comfort. Blinds lower and vanes close to minimize the amount of light in the room and to provide privacy.

\* Only for use with a RadioRA® 2 or HomeWorks® QS system

# Fabric Options

Choose from beautiful light-filtering or room-darkening neutrals in the following vane sizes:

**2"** for windows up to 96" wide

**3"** for windows up to 114" wide

## 2" Light-filtering




Snow

Stucco

Ivory

## 3" Light-filtering



Snow

Stucco

Ivory

## 2" Room-darkening



Arctic Ice

Eggshell

Cream

## 3" Room-darkening



Arctic Ice

Eggshell

Cream

Add a fabric-wrapped fascia to match the vane of your blinds for a finished look. Or order blinds without a fascia to recess into a pocket or install under an existing top treatment.

# Additional Control Options

Operate blinds with a remote, keypad, or smart device. Integrate them with any Lutron or third-party system, and control them via a mobile device.



## Horizontal sheer blind Pico® wireless control\*

Mount it on a wall, on a tabletop pedestal, or simply leave it freestanding to use as a hand-held control.



## Third-party integration

Shade control (as well as lights) can be integrated with other manufacturer's systems, such as audio/visual, for another level of control.



## Mobile devices

If you have a system, you can control your shades from your mobile device with a Lutron app—as well as lights, temperature, and standby power to small appliances—even when you're not home.

\* Must order a horizontal sheer blind Pico to get toggle functionality with View button. Standard Pico may be used, but will not have toggle functionality.

[www.lutron.com](http://www.lutron.com)



World Headquarters 1.610.282.3800 | 24/7 Technical Support 1.800.523.9466 | Customer Service 1.888.LUTRON1 (1.888.588.7661)

© 04/2014 Lutron Electronics Co., Inc. | P/N 367-2457 REV C

