



Custom controls design guide

Personalize your system with custom controls

- Daytime
- Evening
- Late Night
- Cleanup



When every detail of a design counts,
what goes on the wall can make all
the difference.

Table of contents

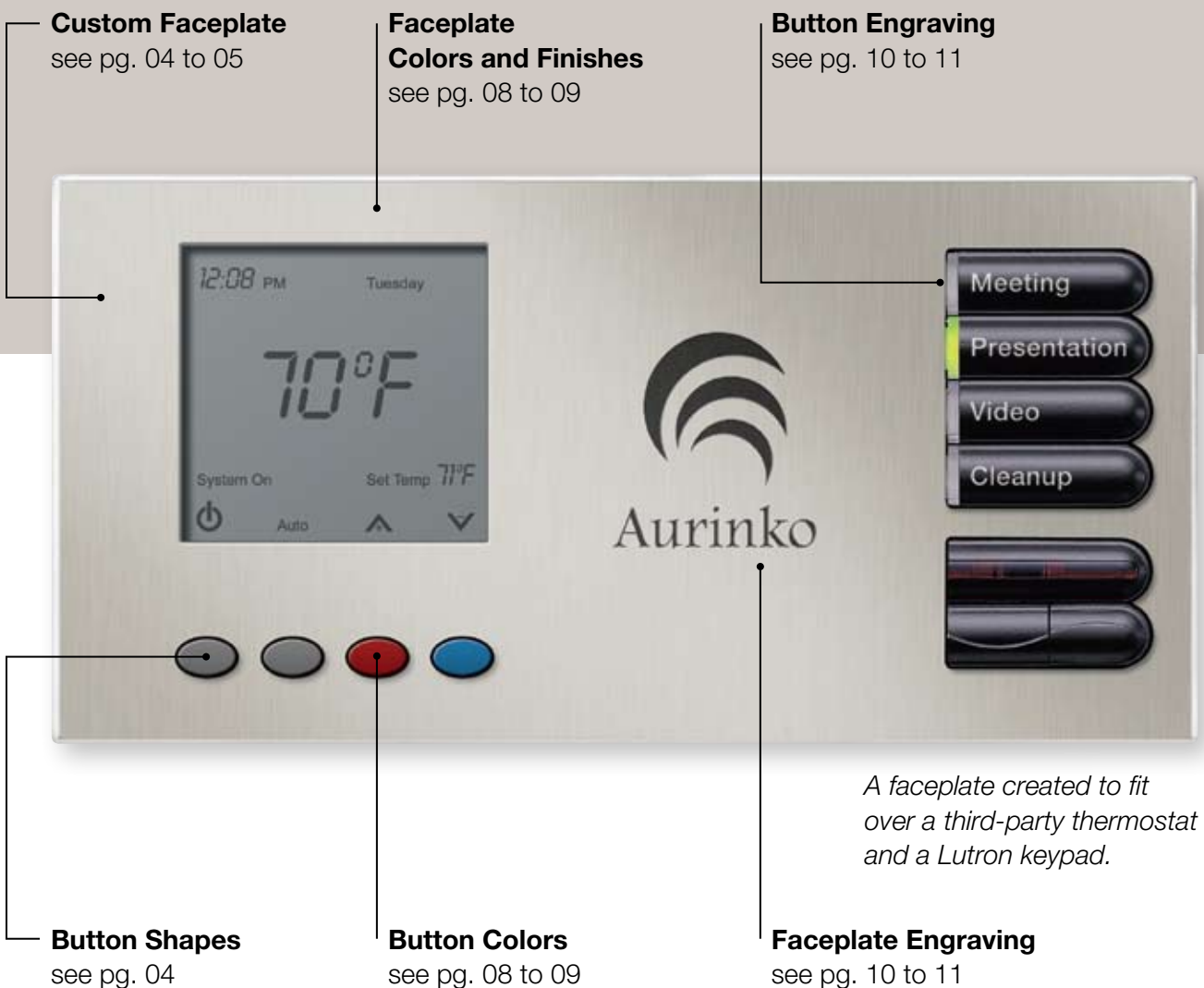
- 02** | Popular existing custom controls
- 04** | Custom faceplates and buttons
- 06** | Custom bases
- 08** | Custom colors and finishes
- 10** | Custom engraving
- 12** | How to create a custom control

Controls that perfectly match your design

Lutron controls have always been well known for their beautiful aesthetic, intuitive nature, and variety of standard choices. We understand that standard options do not always fit the bill. For projects that require specific design elements, or an exceptionally high degree of detail, we can help you create a unique control for each and every space:

- create exactly the right look for a space
- customize functionality to suit your needs
- enhance the interactive experience for occupants by providing unique, intuitive controls


What can be customized?



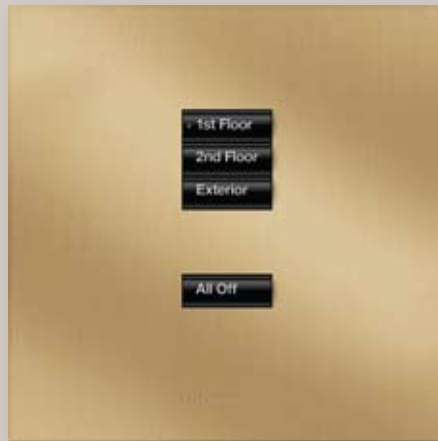
Popular existing custom controls

To save time on design and delivery, one cost-effective option is to select a control from our collection of existing custom designs. To get started, choose a design from this selection and then specify the color, finish and engraving.


If you are interested in learning more about existing custom designs, call our customer service team at 1.888.LUTRON1.



CPN#: 4112
seeTouch® keypad with round buttons.



CPN#: 2527
Single-gang control designed to fit in a 2-gang backbox.



CPN#: 4218
Large-button seeTouch keypad with raise/lower buttons.



CPN#: 5329
6-button architectural keypad.



CPN#: 3525
Slide-on cover to conceal a wall control. Also available with a hinged cover. Control sold separately.



CPN#: 3141
Contact-closure control with seeTouch buttons.



CPN#: 5316

Single-gang international-style seeTouch control mounted in a tabletop base with a picture-frame surround.



CPN#: 4037

Clear acrylic cover designed to fit on an Architrave™ control. Control included.



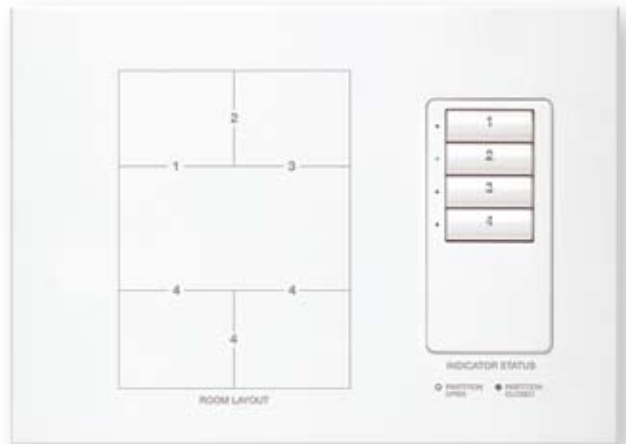
CPN#: 3395

Eight-scene IR remote control with custom metal finish.



CPN#: 4855

2-gang international-style seeTouch control with custom button configuration. Fits UK double backbox.



CPN#: 1604

Faceplate engraved with a custom partition map.



Custom faceplates and buttons

The faceplate and buttons are the most noticeable components of a Lutron control. You can customize or create a faceplate and buttons to meet your design requirements.

Button shapes and sizes

We can provide controls with buttons that are unique in size or shape, or that have a reduced number of buttons.



To meet the needs of the space, a customer requested large architectural-style buttons.

Faceplates for other devices

Customers prefer the aesthetics of Lutron controls. You can bring a consistent look and feel to a space by applying Lutron custom faceplates to other devices, such as switches, thermostats and audiovisual controls.



The customer wanted a faceplate that would fit over a switch from another manufacturer so it would match the Lutron controls in the space.



The customer wanted a faceplate that would fit over a doorbell speaker yet still match the faceplates of the Lutron controls in the guestroom.

Faceplate shapes and sizes

Your vision doesn't need to be limited by standard faceplate shapes and sizes. We can create a faceplate with custom openings, allowing you to place a third-party device next to a Lutron keypad under a single, seamless faceplate.



By lengthening this faceplate, we combined a Lutron keypad and third-party LCD screen that displays information from the HVAC system.



Custom bases

Control bases can be created in many materials, sizes, and shapes to accommodate nearly any space and design.

Customization can include converting a standard wall control to a tabletop control.



The customer wanted a tabletop control that matched the seeTouch® controls on the walls.



To make it easier for guests to control the lights and motorized draperies in a space, we created an angled base that sits on a nightstand with a picture-frame surround to perfectly match the room décor.



The base of this custom tabletop version of an international-style keypad was fabricated to match a customer-supplied wood sample.



Custom colors and finishes

You can select any color or finish to complete the look of a control.

We can produce controls to match any Pantone Color Number, RAL color system number, or a fabric swatch.

For mechanically engraved faceplates and buttons, you can select the paint color for the engraving as well.

For metal finishes, we can match a sample of an object in the space, such as a doorknob or hinge, to maintain the aesthetic theme.






This control has several customized elements, including the button configuration and a custom finish, to match the existing décor of the customer's space.




The customized elements of this control include the button configuration and a clear-coated metal finish to avoid fingerprints on the faceplate.

Custom engraving

As a finishing touch, you can add custom engraving. Text, icons, and images are all possible.



Our laser-engraving capabilities include the following icons in either dark gray or white text. These icons appear on engraving sheets as options for custom engraving.



Icons and images

We have created a set of icons for engraving. You can choose from these or send us an original.

You can also use an existing image or create a new one to place on the faceplate of the control. Common customizations include company logos.



Instead of using words to describe the functions of each button, the customer chose to use icons. The icons show the shade position.



This control features decorative faceplate engraving that was specifically designed to complement the room's décor.

Fonts and languages

The engraved font can be changed from the standard Helvetica to nearly any font, including characters from any language.

Engraving guidelines

For images and icons, files must be provided in .dxf or high-res .pdf format. In some cases, images and icons may need to be resized to fit appropriately on a button or faceplate.

For custom fonts, you can provide true-type font files or request a font by name.



Engraving available in dark gray or white text



How to create a custom control

Option 1: Choose an existing custom design

Review options on pages 02 and 03, then contact our customer service team for additional options. Consider customizing certain elements, such as color, finish and engraving.

Option 2: Create a new custom design

Send us a sketch or mark-up of an image of an existing Lutron control, then contact our customer service team to start a conversation. We will work with you on the design parameters and feasibility.



We are here to help

Our custom controls engineers and designers are available to make sure you get the best possible solution for the custom elements you require.

At any point in your planning process, we will work with you to answer questions and help you understand your options.

Customer service team:

Phone: 1.888.LUTRON1

Email: custsvc@lutron.com

Web: www.lutron.com


Ease of use

Our designers and engineers will bring your custom control to life. We will help you design controls for superior usability, seamless design, and brand consistency.

Quality and reliability

For more than 45 years, Lutron has been committed to delivering high-performance products and solutions. To ensure reliability, every Lutron product is quality-tested before it leaves the factory and custom controls are no exception.

Make it your own.



www.lutron.com

Lutron Electronics Co., Inc.
7200 Suter Road
Coopersburg, PA 18036-1299

Customer Service: 1.888.LUTRON1 or custsvc@lutron.com

Barcelona | Beijing | Berlin | Chicago | Dubai | Hong Kong | London | Los Angeles | Madrid |
Mexico City | New York | Paris | São Paulo | Shanghai | Singapore | Tokyo | Toronto

World Headquarters 1.610.282.3800

© 05/2010 Lutron Electronics Co., Inc. | Made and printed in the U.S.A. | P/N 367-1753

