

Suggested energy code solutions for commercial buildings

The compliant solutions listed below are suggested based on total installed cost, simplicity of design, and basic functional needs for the space. These solutions represent one of multiple compliant options to meet lighting and receptacle control requirements. ASHRAE 90.1-2019 can also be used as a compliance option in meeting IECC 2021 requirements. Applications in this guide will illustrate these solutions and/or alternate solutions for advanced functionality.

Diagram key:

= New construction and retrofit¹

		Atrium	Classroom, Lecture Hall, Training Room	Conference, Break Room	Corridor ²	Guestroom ³	Lobby	Open Office (>300 sq. ft.)	Parking Garage ⁴	Private Office (<300 sq. ft.)	Restaurant/Cafeteria, Retail	Restroom	Stairwell ²	Storage Room	Warehouse Aisles, Library Stacks	Facade/Landscape	Parking Lot/Other Exterior ⁵	
Manual Control	Switch																	
	Dimmer or scene control																	
Automatic ON/OFF Control	Timeclock																	
	Occupancy sensor																	
	Settings	Full ON																
		Partial ON																
		Manual ON																
		Full OFF ⁹																
Partial OFF					⁷				⁶				⁷					
Other	Daylight responsive control	⁸	⁸	⁸	⁸		⁸	⁸		⁸	⁸	⁸	⁸	⁸	⁸			
	Receptacle control																	

1 All retrofits altering more than 10% of the luminaires, or retrofits that increase the installed lighting power must comply with all new construction requirements.

2 To comply with some life-safety code requirements for egress illumination, automatic full OFF is not suggested. For non-egress areas, the occupancy sensor should turn the lights to full OFF and a switching control may be used.

3 Automatic shutoff is required for all installed luminaires and switched receptacles.

4 Timeclock ensures the lights are on when typically occupied. Occupancy sensor controls lights when typically unoccupied.

5 Astronomical timeclock shall ensure all lights are off during daylight hours. Lights should be scheduled to Partial OFF during night hours. See section C405.2.6.3 for scheduling times.

6 Control zones are limited to 600 sq. ft. or less. Once a zone is vacant for 20 minutes, the occupancy sensor automatically reduces lighting in the zone by 80% of full light output or turns lighting OFF in the vacant zone.

7 Not a code requirement. Lutron recommends this solution for spaces designated as a path of egress.

8 These spaces require continuous daylight dimming to OFF.

9 Sensor(s) automatically turns lighting OFF in the entire space within 20 minutes of vacancy in the whole space.

Go to lutron.com/energycodes for complete details

Energy Code Lookup Tool lutron.com/energycodes

Energy Code Application Guides lutron.com/appguides

Rebate Lookup Tool lutron.com/rebates

Energy Codes Email energycodes@lutron.com

IECC 2021: Application Summary

Code requirement summary

	Minimum control type	Description	Code provision	
Manual Control¹	Switch	Lighting shall be capable of turning ON and OFF. There shall be at least one manual device for control of the lighting within a space. See code for spaces that allow remote location of control.	C405.2.6	
	Dimmer or scene control	Lighting shall be capable of being reduced by at least 50% of maximum lighting power. There shall be at least one manual control device for light reduction within a space. See code for spaces that allow remote location of control. Automatic daylight control may be used instead of manual control.	C405.2.2.3	
Automatic ON/OFF Control¹	Timeclock	Interior: Scheduled control, based on time-of-day, turns lighting ON or OFF based on operating schedule. Occupancy sensors also comply as an alternate to using a timeclock. Exterior: Scheduled control, based on time-of-day and sunrise/sunset (requires astronomical timeclock), turns lighting ON or OFF based on typical occupancy and daylight.	C405.2.2 C405.2.7	
	Occupancy sensor	Automatic control turns lighting ON upon occupancy or OFF after a vacancy of 20 minutes or less.	C405.2.1	
	Settings	Full ON	When initiated by a timeclock or occupancy sensor, lighting is automatically turned ON to maximum lighting power.	C405.2.1.1 Exception
		Partial ON	When initiated by a timeclock or occupancy sensor, lighting is automatically turned ON to 50% or less of maximum lighting power.	C405.2.1.1
		Manual ON	Lighting is turned ON manually by an occupant.	C405.2.1.1
		Full OFF	When initiated by a timeclock or occupancy sensor, lighting is automatically turned OFF.	C405.2.1
Partial OFF		In vacant corridors, warehouse aisles, open office zones, and parking garage zones, lighting is automatically reduced by at least 50% of maximum lighting power (80% for open office, 30% for parking garages). Automatic full OFF also complies.	C405.2.1.2, C405.2.1.3 C405.2.1.4 C405.2.8	
Other¹	Daylight responsive control	Interior: A sensor which adjusts lighting in response to available daylight is required for sidelight and skylight zones when the total lighting power in the daylight zones in a space is at least 150 W. Continuous daylight dimming down to at least 15% of full output plus OFF is required. See the "Daylight Zone Requirements" diagrams for more information. Exterior: A photosensor can be used as an alternate to the dawn/dusk operation of an astronomical timeclock.	C405.2.4 C405.2.7.1	
	Receptacle control	At least 50% of the receptacles in certain spaces shall automatically turn OFF based on operating schedule or after a vacancy of 20 minutes or less.	C405.11	
	Demand response	Demand response is not required by this energy code.	N/A	

For areas being used as a path of egress or fixtures being used for emergency, verify compliance with your local authority having jurisdiction. Acceptance (functional) testing is required for all new construction applications to ensure that control hardware and software are calibrated, programmed and functioning properly (Code provision C408.3).

Enhanced Digital Lighting Controls is one compliance path of the Additional Efficiency Package requirement (Section C406).

¹ Luminaire Level Lighting Controls (LLLC) can be used as an alternate compliance path. See Section C405.2 for more information.

Daylight zone requirements

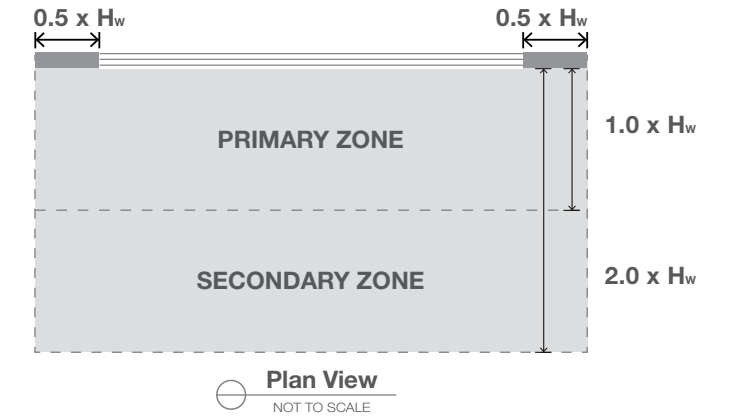
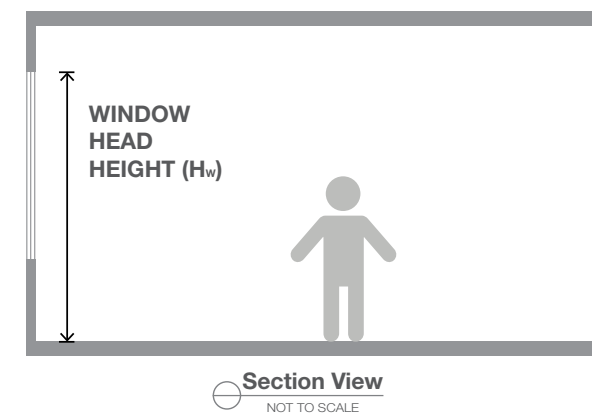
Daylight Zone Requirements:

Fixtures in the primary and secondary daylight zones must be independently controlled by zone. Sidelighted zones must be controlled separately from toplighted zones.

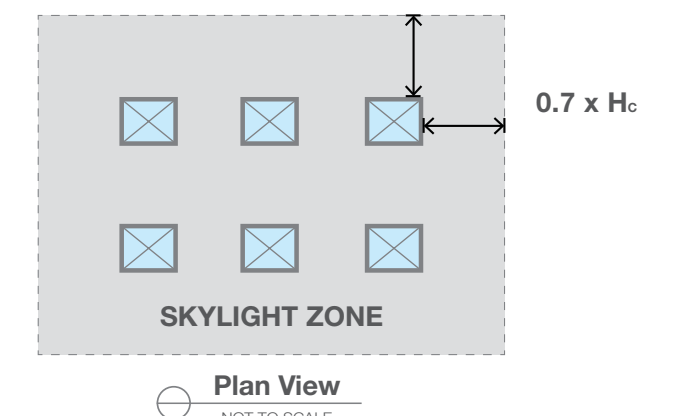
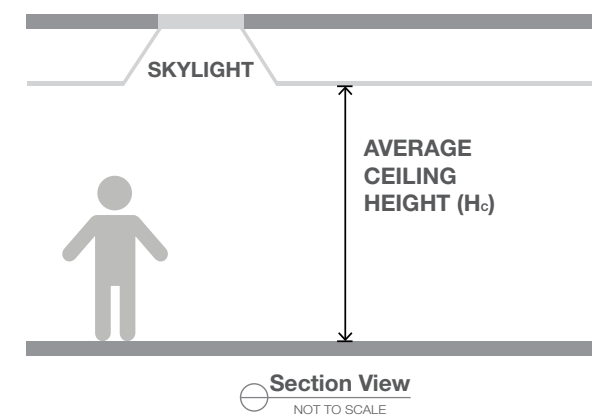
Daylight Exceptions:

Daylight control is not required when the total lighting power in all daylight zones in a space is less than 150W or when the total glazing area is less than 24 ft².

Sidelighting (Window)



Toplighting (Skylight)



This document summarizes the lighting and receptacle control options that meet or exceed the minimum energy code requirements for commercial buildings. It is for information purposes only. It is not meant to replace your state's or local jurisdiction's official energy code. Please refer to your local building energy code or authority having jurisdiction for your precise requirements. Only the authority having jurisdiction can guarantee code compliance.

The Lutron logo and Lutron are trademarks of Lutron Electronics Co., Inc., registered in the U.S. and other countries.