


Create a Vive System in 5 Simple Steps

Step 1 Choose dimming and/or switching controls

Load Type		Wall Controls	Ceiling Controls
Switching (Any load type)	120V	MRF2S-8S-DV-XX	RMJS-16R-DV-B
	277V	MRF2S-8SS-XX	
	347V	(Contact Lutron)	RMJS-5R-347
Switching (Receptacle)	120V	CAR2S-20-STR-XX	RMJS-20R-DV-B
	277V	CAR2S-20-DTR-XX	
Phase Dimming	120V	MRF2S-6CL-XX MRF2S-6ELV-XX	RMJS-PNE-DV
	277V	(Contact Lutron)	
0-10V Dimming	120V	MRF2S-8SD010-XX	RMJS-8T-DV-B
	277V		
	347V	(Contact Lutron)	RMJS-5T-347

Vive Integral Fixture Control with Daylight/Occ Sensing



Contact your local Lutron representative for Vive-enabled fixture options for projects or stock!

Step 2 Choose a Radio Powr Savr occupancy/vacancy sensor

Ceiling mount
(LRF2-OCR2B-P-WH)



Wall mount
(LRF2-OWLB-P-WH)



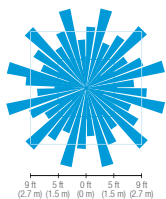
Corner mount
(LRF2-OKLB-P-WH)



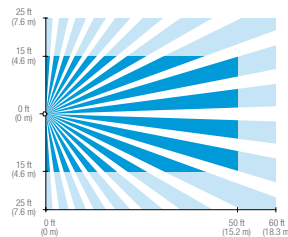
Hall mount
(LRF2-OHLB-P-WH)



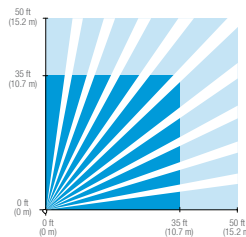
Coverage



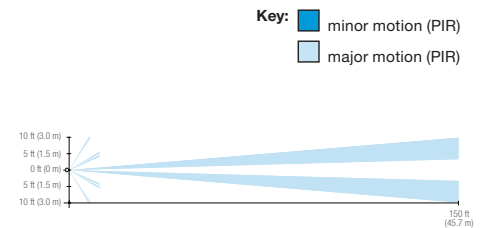
Wireless ceiling mount, 360°
Coverage varies by ceiling height



Wall mount, 180°
1,500 ft²—minor motion
3,000 ft²—major motion



Corner mount, 90°
1,225 ft²—minor motion
2,500 ft²—major motion



Hallway: long, narrow field of view
Coverage varies by hallway's width and length

Key: ■ minor motion (PIR)
■ major motion (PIR)

Step 3 Add a daylighting control



Radio Powr Savr Daylight Sensor
(LRF2-DCRB-WH)

Step 4 Choose Pico wireless remotes for personal control



On/Off
(PJ2-2B-GXX-L01)



3-Button Scene Control
(PJ2-3B-GXX-L01)



4-Button Scene Control
(PJ2-4B-GXX-L01)



Dimming
(PJ2-3BRL-GXX-L01)

You can mount a Pico on a wall (without cutting holes/running wire) or place it on a tabletop



Wallplate Adapter
(PICO-WBX-ADAPT)
(PICO-347WBX-ADAP)



Wallplate
(CW-1-XX)



Tabletop Pedestal
(L-PEDX-XX)

Step 5 Add intelligence (optional)



Vive Wireless Hub
(HJS-0-FM)

For a complete list of available Vive products, please visit lutron.com/vive or reference the Vive product brochure.

1.844.LUTRON1 (588.7661)
includes 24/7 technical support

Lutron, the Lutron logo, Pico, Radio Powr Savr, and Vive are trademarks or registered trademarks of Lutron Electronics Co., Inc. in the US and/or other countries.



© 04/2022 Lutron Electronics Co., Inc. | P/N 367-2819 REV F