

# GRAFIK RA 2 System Architecture for 240VAC and 434/868 MHz regions

## GRAFIK RA 2 System Capacities

- Inclusive Software
  - 100 devices<sup>1</sup> or 100 zones<sup>2</sup> (includes 5 repeaters: 1 main, 4 auxiliary per 100 devices<sup>1</sup>)
  - Remote programming
  - Shared scene programming
  - Project extraction
  - RF range between repeaters is 18 m (60 ft.) and 9 m (30 ft.) to other devices<sup>1</sup>, with a total possible coverage area of approximately 762 m<sup>2</sup> (2,500 ft.<sup>2</sup>) per repeater.

<sup>1</sup>device - Any system component that requires a single address. The repeater reserves a single address. Four addresses are reserved for auxiliary repeaters.

<sup>2</sup>zone - An output. An individual shade or dimmer/QSG/contact closure output.  
*Example:* A GRAFIK Eye QS would be one device that could have up to six zones.

## Key - Wiring

- Network link (Ethernet)
- Shade wiring (2 conductor)\*\*
- Optional repeater link\*
- RS-232

\*GRX-CBL346S-500 Two pair: one pair 1.0 mm<sup>2</sup>  
one pair 0.5 - 1.0 mm<sup>2</sup> twisted shielded  
Pin-out: pin 1 - common, pin 2 - VDC,  
pin 3 - MUX, pin 4 - MUX

\*\*The wire gauge required for shades power conductors is dependent on shade size and number, wire run length, and power supply type being used. Consult technical specifications of shade equipment for details.

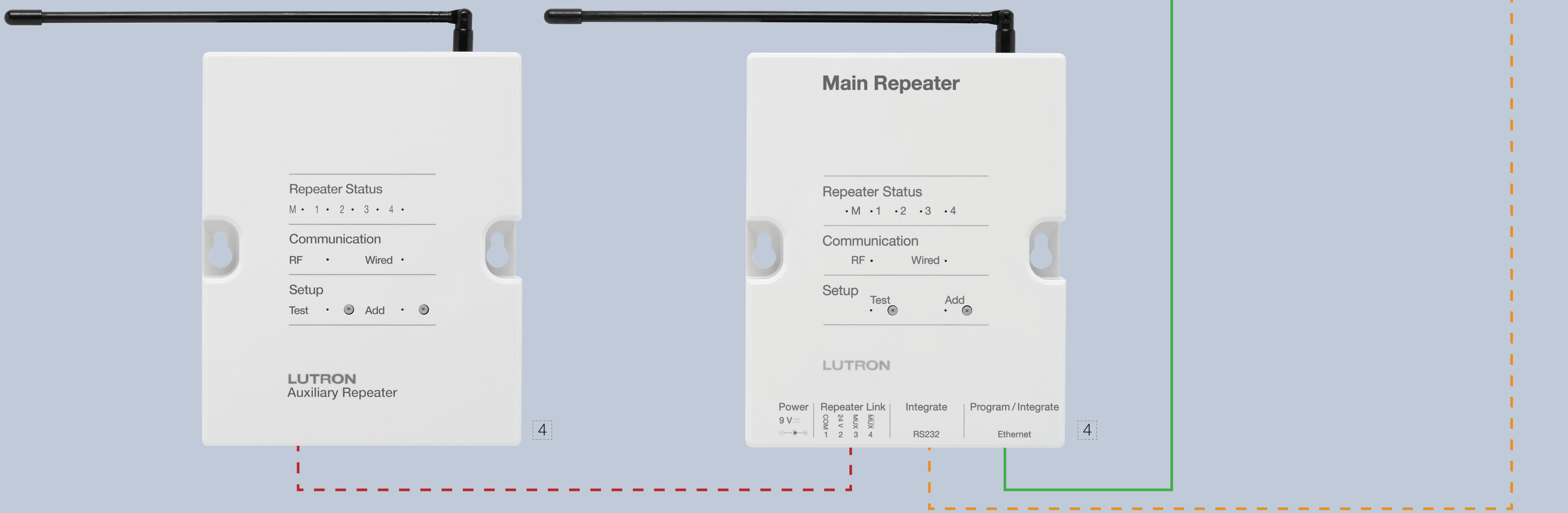
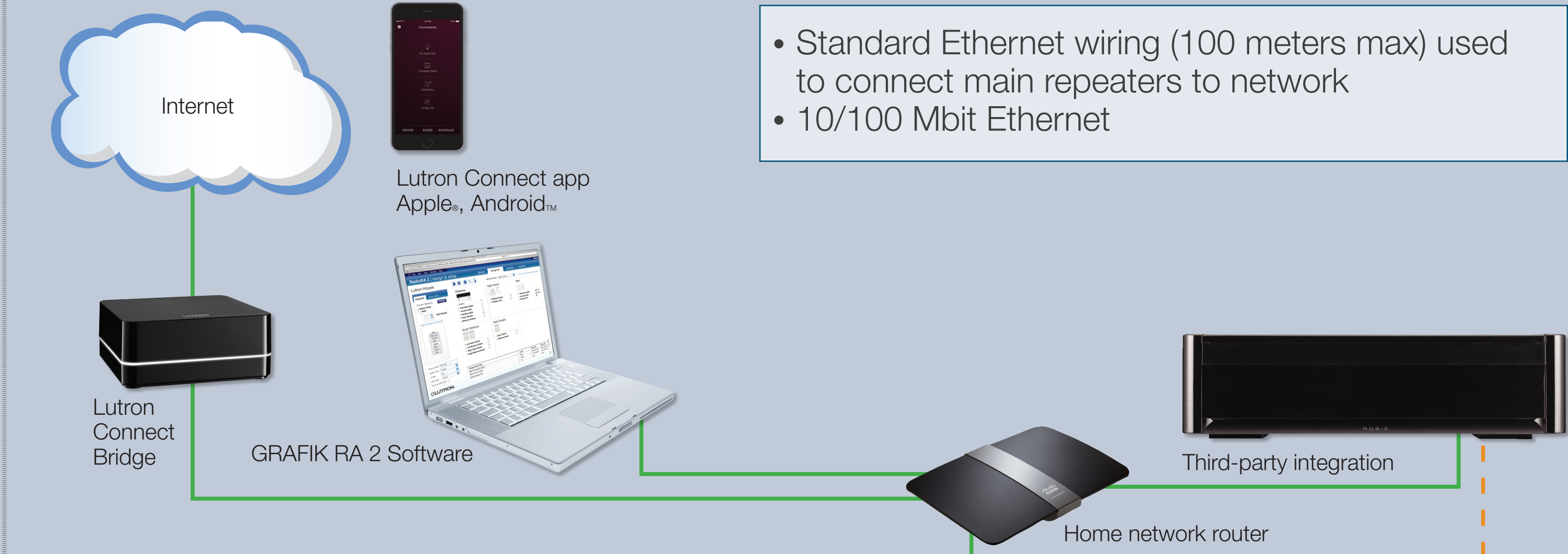
## Key - Power

- 1 Line voltage 240VAC
- 2 Low voltage 24VDC
- 3 Low voltage 12VDC
- 4 Plug-in transformer
- 5 Battery powered

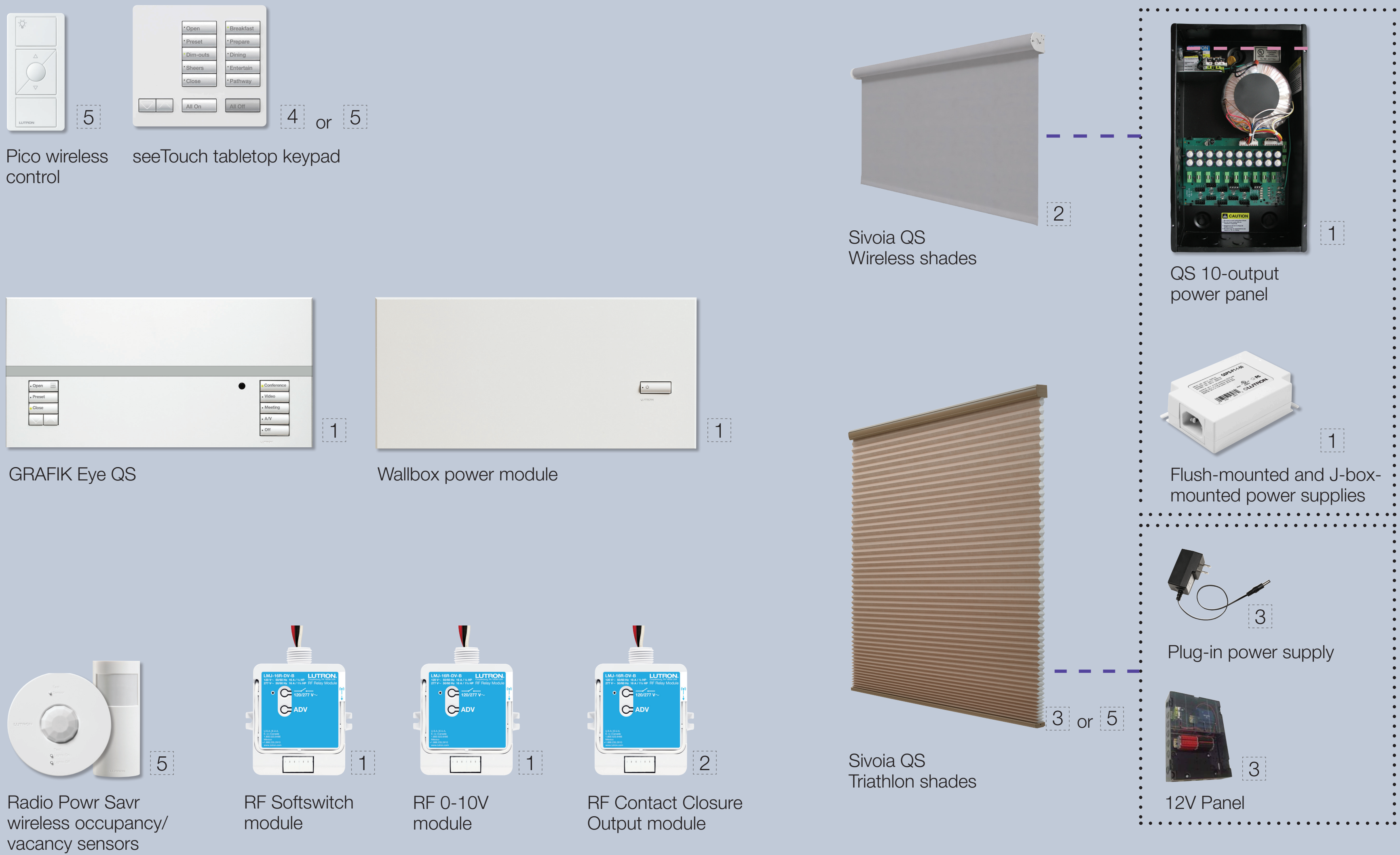
## GRAFIK RA 2 Repeater

- 1 RJ-45 Ethernet port for programming/integration
- Two-way wireless communication
- RS-232 port for integration
- Optional repeater link to connect up to 4 auxiliary repeaters
- Powered by supplied 9VDC transformer

## Network Link



## Wireless Link



Notes:  
Wireless devices are not available in all countries.  
Not all available products are shown.