

myLutron Frequently Asked Questions

1) What is myLutron?

myLutron is a suite of connected tools across all of Lutron's channels and programs. It offers a wealth of resources to help you grow your business. From the myLutron home screen, you can check out the following:

Announcements

Stay informed on the latest product announcements, upcoming events, and more

Technical Information

If you are RadioRA 2 qualified, you can download the RadioRA 2 software here

Learning Hub

Quick link to LCI Online, where you can take online courses, sign up for upcoming live trainings, and more

Residential Sales and Marketing

Quick links to resources, such as the PRO brochure, logo, and more

myLutron Apps

myBusiness Community link to your Lutron PRO dashboard

MYLUTRON APPS

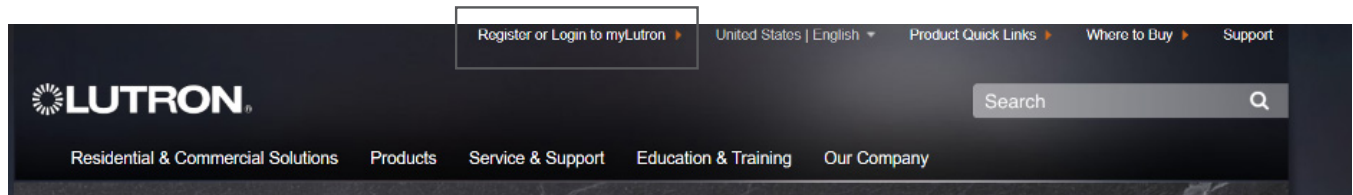
myBusiness Community

2) Why do I need an account?

It is important for you to have a myLutron account that is connected to your Lutron PRO account #. Each employee at your company should have their own myLutron account. When you use the Lutron App to auto-log your projects, it asks you to log in with your myLutron account, when you log jobs, you earn PRO points! Then you can access the Lutron PRO dashboard via the myBusiness Community. The PRO dashboard is where you will view your project counts, sales, PRO point balance and PRO point redemption.

3) How do I register?

[Click here](#) to register. Or go to lutron.com and click on "Register or Login to myLutron" at the top of the page.



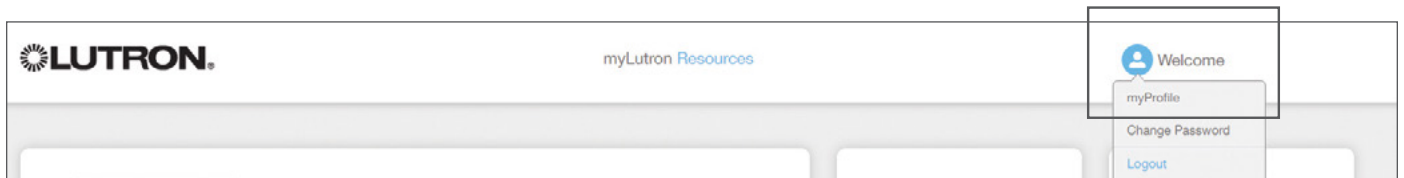
myLutron Frequently Asked Questions

4) How do I add my LutronPRO account # to my existing myLutron profile?

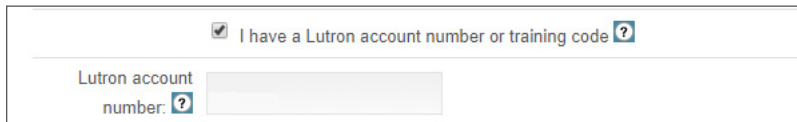
Associating your account number

Here's how to associate your PRO account # with your myLutron profile to access your PRO dashboard, and earn PRO points for completed, registered Caséta, RA2 Select and RadioRA 2 projects.

1. Sign into your myLutron profile at lutron.com and select “myProfile” in the drop-down list.



2. Enter your account number under “Lutron Account number”.
 - Please refer to your Lutron PRO welcome email to find your Lutron account number.

A screenshot of a form field for entering a Lutron account number. At the top, there is a checked checkbox followed by the text "I have a Lutron account number or training code" and a question mark icon. Below this, the label "Lutron account number:" is followed by a question mark icon and an empty text input box.

3. Click “Save”.

The Lutron logo, Lutron, Caséta, RA2 Select, and RadioRA 2 are trademarks or registered trademarks of Lutron Electronics Co., Inc., in the U.S. and/or other countries.



© 02/2021 Lutron Electronics Co., Inc. | P/N 368-5960 REV A

LUTRON PRO
RESIDENTIAL