

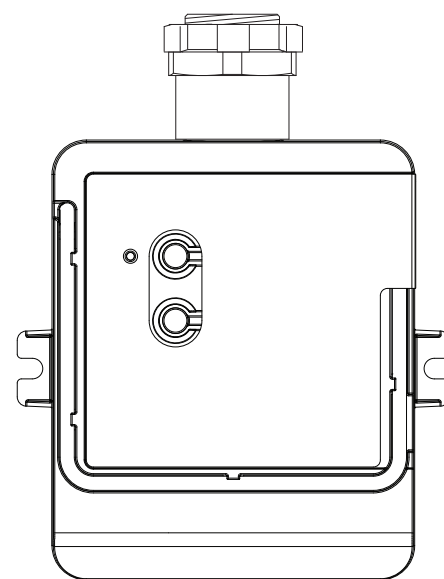
## Vive PowPak Relay Module with Softswitch

The PowPak Relay Module with Softswitch is a radio-frequency (RF) device that uses Lutron patented Softswitch technology to control general-purpose loads based on input from Pico remote controls and Radio Powr Savr occupancy and daylight sensors.

Communication with RF input devices, such as Pico remote controls and Radio Powr Savr sensors, is accomplished using Lutron Clear Connect RF Technology.

These products are also compatible with the Vive hub which enables a simple setup process using a standard web browser on any Wi-Fi enabled phone, tablet or computer. It also enables control and monitoring of all Vive devices. The Vive hub can be added at any time. System reprogramming will be required. For a complete list of features supported with the Vive hub, see specification submittal 3691044-04 at [www.lutron.com](http://www.lutron.com)

**Note for Replacement:** RMMS- the “S” model can replace the non-“S” model.



RMMS-16R-DV-B model shown

### Features

- Softswitch: Lutron patented technology prevents arcing of relay contacts, extending product lifetime
- Various operating voltages available — refer to the model number chart below for details on voltage requirements
- Capable of switching general-purpose loads
- Receives wireless inputs from up to 10 Pico remote controls, 10 Radio Powr Savr occupancy/vacancy sensors, and 1 Radio Powr Savr daylight sensor
- Utilizes Lutron Clear Connect RF Technology— refer to model number chart below for frequency band data
- Mounts to the exterior of a 100 mm x 100 mm square junction box through a 20 mm knockout

### Model Numbers

Description	Model Number	Region	Operating Voltage	Frequency Band
PowPak Relay Module with Softswitch	RMMS-16R-DV-B	China	220–240 V~	868.125–868.475 MHz

**NOTE:** Contact Lutron for frequency band compatibility for your geographic region if it is not indicated above.

<b>Job Name:</b>	<b>Model Numbers:</b>
<b>Job Number:</b>	

## Specifications

### Power

- Operating voltage: 220–240 V~ 50/60 Hz
- Standby Power Consumption < 1.0 W

### System Communication

- Operates using Clear Connect RF Technology for reliable wireless communication; refer to the model number chart on page 1 for band frequency details
- Wireless sensors and controls must be located within 9 m of the associated control module.

### Mounting

- This device can be installed on a junction box through a 20 mm knockout or with mounting screws. The device must NOT be mounted inside a metallic enclosure. Improper installation can result in degraded wireless communications and intermittent or sustained communications failures and will not be covered under warranty. Refer to the installation instructions and consult local and national electric codes for proper installation.
- The PowPak should be installed in an accessible location and in a way that avoids exposure to high voltage, particularly in those installations where button programming is used. Record where it is mounted so that it can be easily located later.

NOTICE: Improper installation can result in degraded wireless communication and/or intermittent or sustained communication failures, and will not be covered under warranty.

### Metal Ceiling Mounting

- Metal ceiling grids must have a  $\geq 3$  mm gap of non-metal material which extends the entire length of the tile on at least one edge. This is often achieved by foam spacers that are used to prevent tile-to-tile rattling.
- Metal ceiling grids which are continuous (with no gap) or those that are interlocked, must have a total surface area that is less than 81 m<sup>2</sup> for each section. The overall space can be larger as long as there are non-metal sections bordering or intersecting the metal sections.

### Environment

- Ambient operating temperature: 0 °C to 55 °C
- 0% to 90% humidity, non-condensing
- For indoor use only
- All drivers and ballasts used with Vive wireless controls must comply with EN 55015/CISPR 15

### Output Ratings

- 16 A
- No minimum load requirements.
- Load types include (but are not limited to): Incandescent, MLV, ELV, Resistive, Inductive, Magnetic fluorescent, Electronic fluorescent
- Motor rating: 6 A 220–240 V~

### Softswitch

- Patented Softswitch circuit eliminates relay arcing at mechanical contacts
- Extends relay life to an average of 1 million cycles
- Output is non-latching

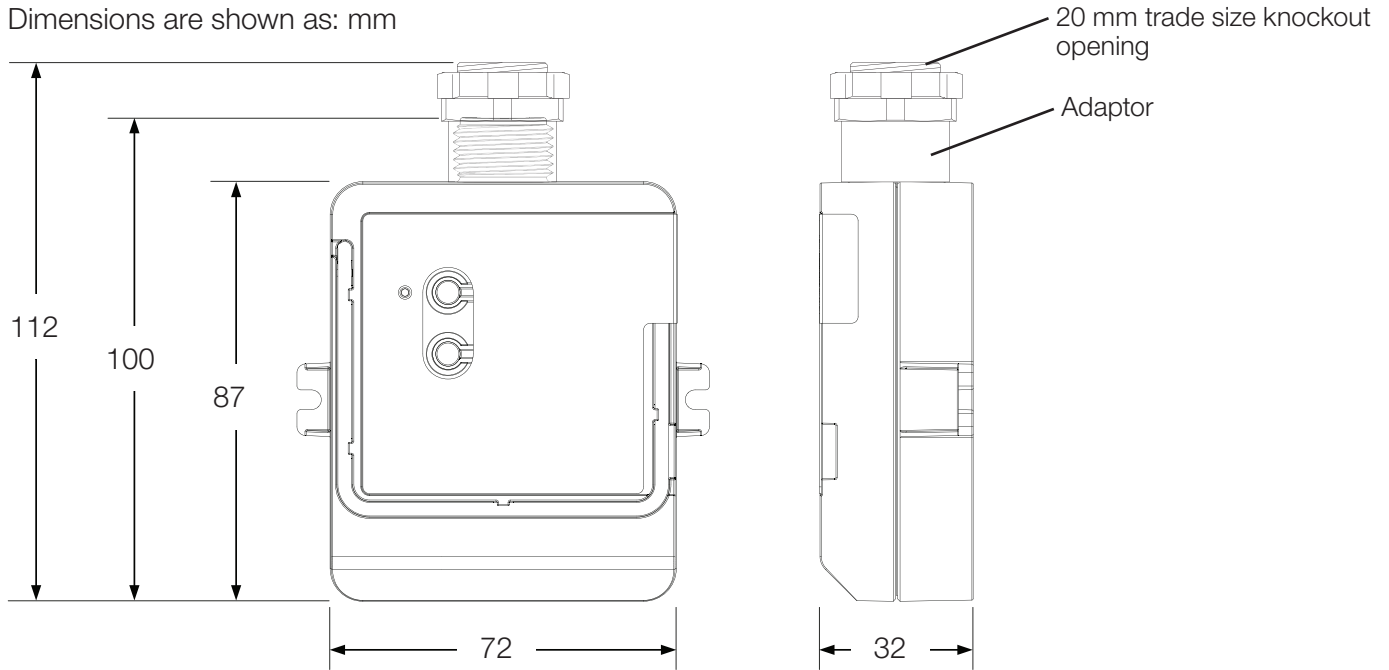
### Key Design Features

- LED status indicator shows current load status and provides programming feedback
- Power failure memory: If power is interrupted, connected loads will return to the previous level prior to interruption

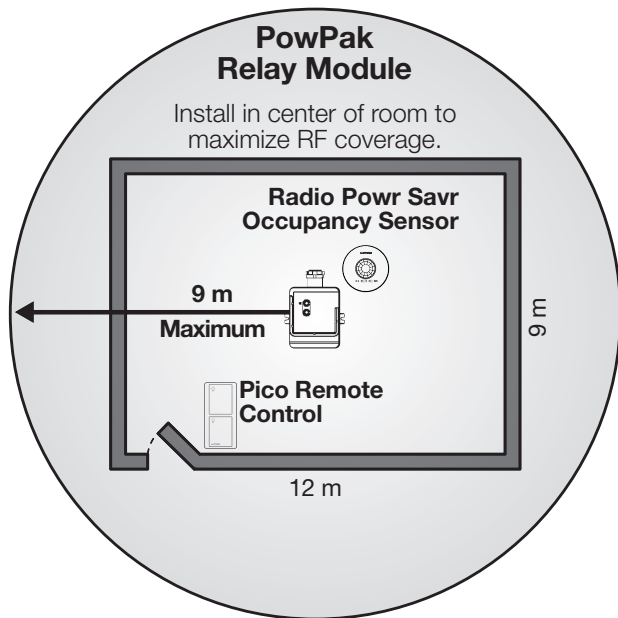
Job Name:	Model Numbers:
Job Number:	

## Dimensions

Dimensions are shown as: mm



## Range Diagrams

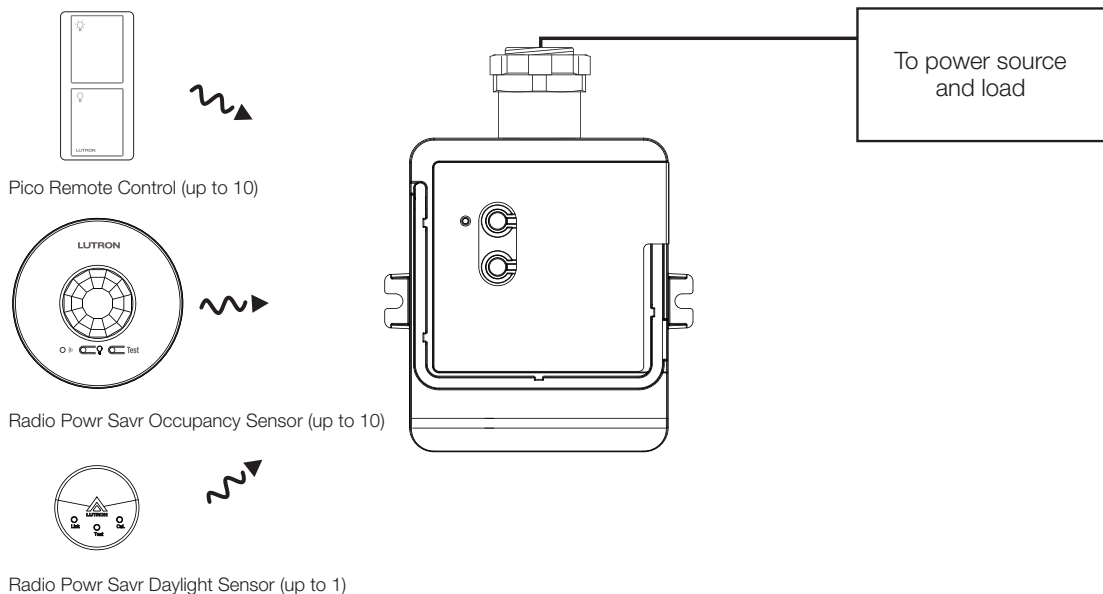


**NOTE:** Wireless sensors and controls must be located within 9 m of the associated control module.

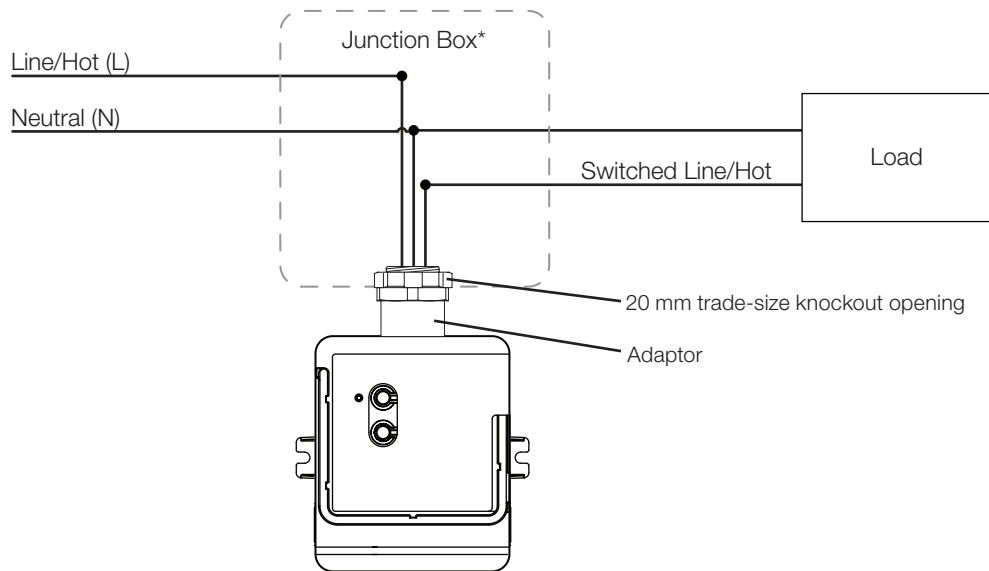
- Metal ceiling grids must have a  $\geq 3$  mm gap of non-metal material which extends the entire length of the tile on at least one edge. This is often achieved by foam spacers that are used to prevent tile-to-tile rattling.
- Metal ceiling grids which are continuous (with no gap) or those that are interlocked, must have a total surface area that is less than 81 m<sup>2</sup> for each section. The overall space can be larger as long as there are non-metal sections bordering or intersecting the metal sections.

Job Name:	Model Numbers:
Job Number:	

### System Diagram



### Wiring Diagram



\* **NOTE:** The control module mounts to the exterior of a junction box. Do not mount inside a metallic enclosure.

Lutron, Lutron, Clear Connect, Radio Powr Savr, Pico, PowPak, Softswitch, and Vive are trademarks or registered trademarks of Lutron Electronics Co., Inc. in the US and/or other countries.

### LUTRON SPECIFICATION SUBMITTAL

Page

Job Name:	Model Numbers:
Job Number:	