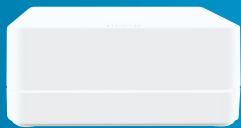


Caséta works with Alexa


Create just the right light using Alexa voice control.



Smart Bridge



Amazon Echo Show



Amazon Echo



Amazon Echo Spot




Amazon Echo Look

Getting started is easy

Step 1

Install your Caséta system, connect it to your Wi-Fi router, and download the Lutron App.



Step 2

Plug in your Alexa-enabled device, download the Amazon Alexa app, and connect it to your Wi-Fi network.



Step 3

Enable the “Lutron Caséta” skill in the Amazon Alexa app, then say “Alexa, discover my devices.”

CasetaWireless.com

Customer Assistance

Email: support@lutron.com

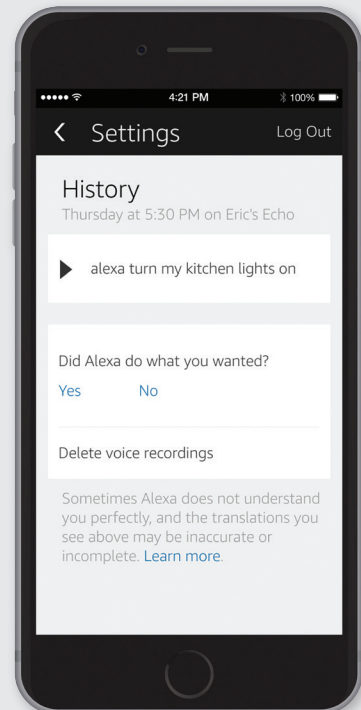
Phone: 1.844.LUTRON1 (588.7661) — includes 24/7 technical support

Caséta by **LUTRON**

© 09/2017 Lutron Electronics Co., Inc. | P/N 367-2701 REV B

What you need

- Lutron Smart Bridge or Smart Bridge PRO
- Lutron App
- Alexa-enabled device
- Amazon Alexa app (shown below)



Amazon, Echo, Echo Spot, Echo Show, and all related logos and motion marks are trademarks of Amazon.com, Inc. or its affiliates.

☼ Caséta and Lutron are trademarks of Lutron Electronics Co., Inc., registered in the U.S. and other countries.