


# LUT-ALCR-D

## Emergency Power Control For 4-Wire Dimmable Loads

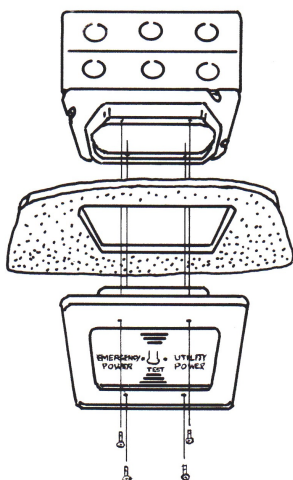
Project:

Model No.:

Comments:



## MOUNTING



## APPLICATION

In the past, emergency lights were kept on 24 hours a day to meet life safety codes. Now, you can use a UL 924 listed [Emergency Power Control, Model LUT-ALCR-D](#), to convert normal light fixtures into approved emergency lights. The [LUT-ALCR-D](#) saves energy and money while ensuring compliance with both life safety and energy codes.

During normal operation, the same dimmer, occupancy sensor, dimming panel, or lighting control can switch and dim normal and emergency fixtures on and off simultaneously.

During a utility power interruption, the [LUT-ALCR-D](#) automatically bypasses the normal lighting controls, turning the emergency lights ON at full brightness, regardless of dimmer position.

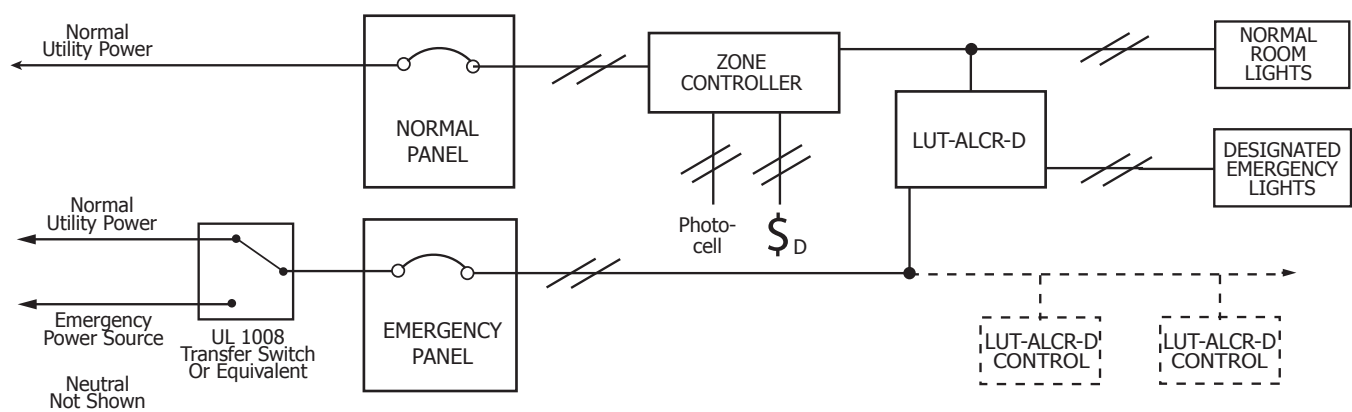
The [LUT-ALCR-D](#) is ceiling or wall mounted in a junction box with a single gang plaster ring and is usually located in the area where the emergency fixtures are installed.

## FEATURES

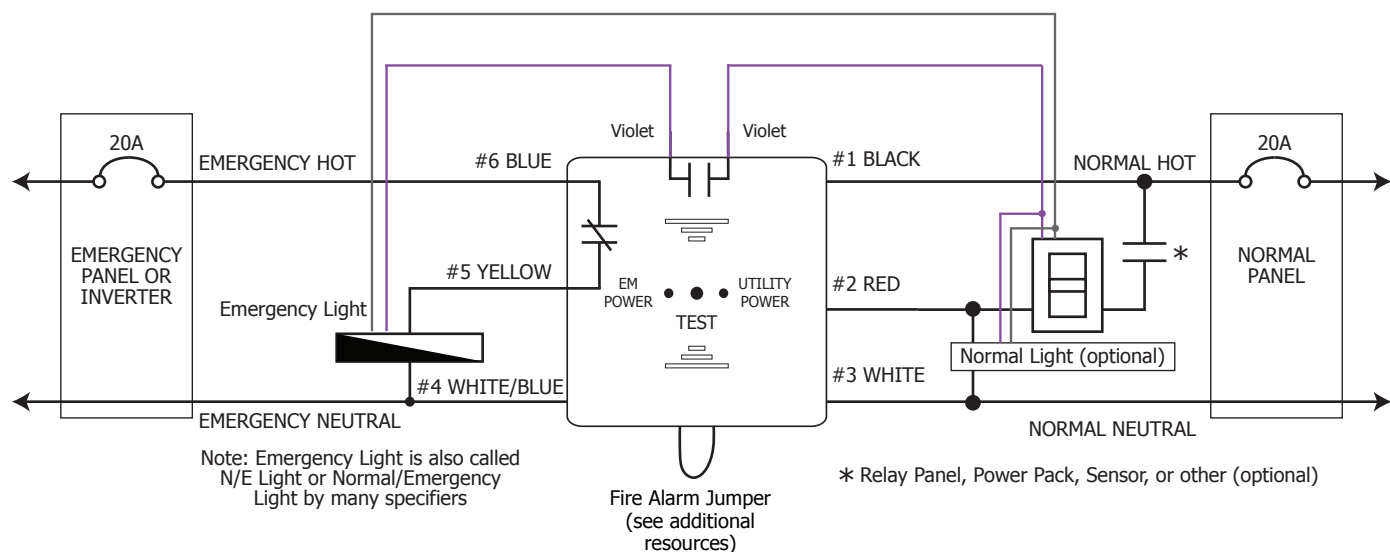
- Isolated 0-10V relay contact ensures full brightness during utility power interruption, regardless of dimmer model.
- Unique, Patented Automatic Diagnostic  
When the room switch is turned off, the [LUT-ALCR-D](#) will run a 2.5 self-test routine, verifying that the emergency power source was available and that the [LUT-ALCR-D](#), ballast, and lamp(s) are all functioning correctly. This feature eliminates the need for time-consuming and costly manual monthly testing and is approved for this purpose. This also allows the unit to be installed in remote or inaccessible locations, because the unit does not rely on access to its manual test switch.
- Fire Alarm, Remote Test & 0-10V Dimming Option
- Utility & Emergency Power Indicator LED's
- Slim, attractive flush mount profile allows easy access to manual test switch and LED's.



SINGLE LINE DRAWING



WIRING DIAGRAM



SPECIFICATIONS

ELECTRICAL	MODEL NO.	LUT-ALCR-D
	SENSING INPUT	120V - 277V
	LOAD RATING	120V - 277V (20A)
	BALLAST LOAD RATING	20A (120-277V)
	INCANDESCENT LOAD	1200W (120V) / 1500W (277V)
	WARRANTY	5 Year Replacement Warranty

MECHANICAL	MOUNTING	4-11/16" Junction Box w/ single gang plaster
	RATING	UL94-5VA
	SHIPPING WEIGHT / COLOR	12 oz. / White
	TEMPERATURE	32°F - 140°F (0°C - 60°C)
	FLUSH MOUNTED SIZE	5" x 5" x 0.2" (W X L X D)
	BODY SIZE	3.5" x 2.75" x 1.5" (W X L X D)

ORDERING INFORMATION

ADDITIONAL RESOURCES

LUT-ALCR-D

- Installation Sheet
  - FAQ Sheet
  - Alternative Wiring Sheet
  - Terms & Conditions/Warranty Information
  - Fire Alarm Tie-In/Override
- [www.lvscontrols.com/assets/UL924FAI.pdf](http://www.lvscontrols.com/assets/UL924FAI.pdf)