

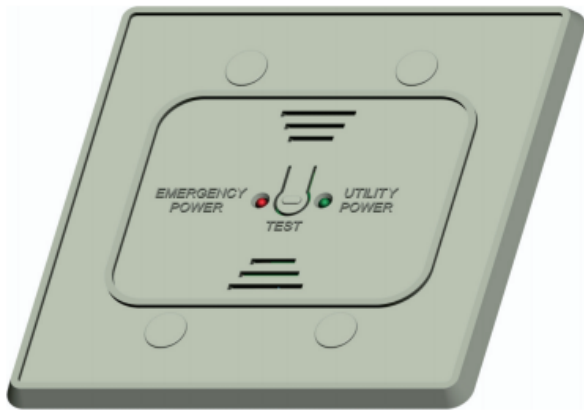
LUT-ALCR

UL924 Emergency Power Control Switched Loads up to 20A

Project:

Model No.:

Comments:



APPLICATION

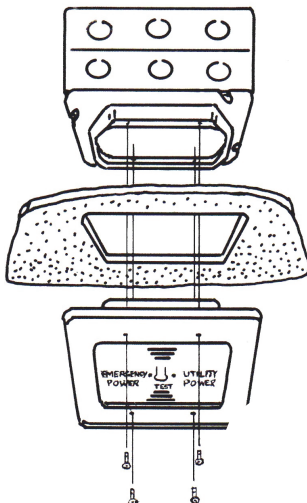
In the past, emergency lights were kept on 24 hours a day to meet life safety codes. Now, you can use a UL 924 listed [Emergency Power Control, Model LUT-ALCR](#), to convert normal light fixtures into approved emergency lights. The [LUT-ALCR](#) saves energy and money while ensuring compliance with both life safety and energy codes.

During normal operation, the same room switch, occupancy sensor, relay panel, or lighting control switches normal and emergency fixtures on and off simultaneously.

During a utility power interruption, the [LUT-ALCR](#) automatically bypasses the normal lighting controls, turning the emergency lights ON, regardless of switch position.

The [LUT-ALCR](#) is ceiling or wall mounted in a junction box with a double gang plaster ring and is usually located in the area where the emergency fixtures are installed.

MOUNTING



LED COMPATIBLE



WARRANTY

FEATURES

■ Unique, Patented Automatic Diagnostic

When the room switch is turned off, the [LUT-ALCR](#) will run a 2.5 self-test routine, verifying that the emergency power source was available and that the [LUT-ALCR](#), ballast, and lamp(s) are all functioning correctly. This feature eliminates the need for time-consuming and costly manual monthly testing and is approved for this purpose. This also allows the unit to be installed in remote or inaccessible locations, because the unit does not rely on access to its manual test switch.

■ Fire Alarm, Remote Test & 0-10V Dimming Option

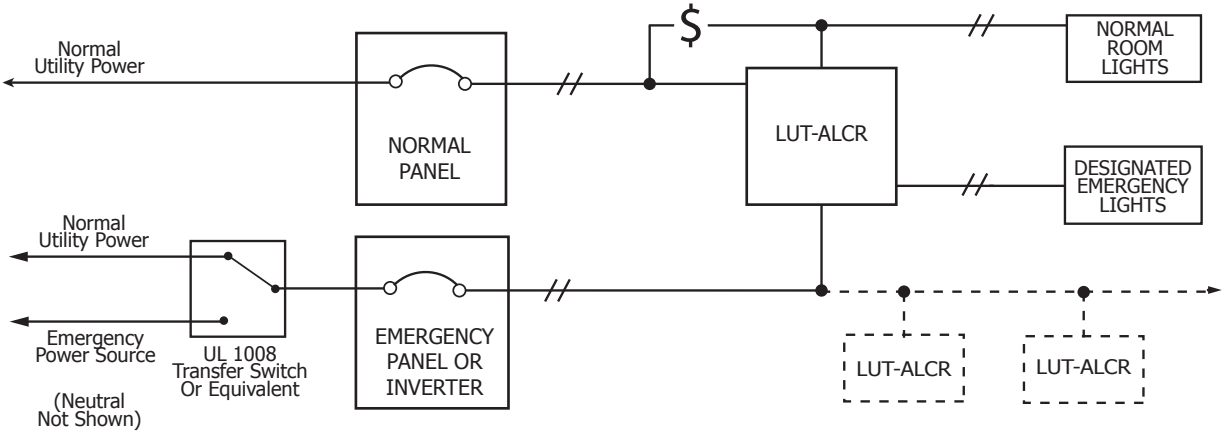
■ Utility & Emergency Power Indicator LED's

■ Slim, attractive flush mount profile allows easy access to manual test switch and LED's.

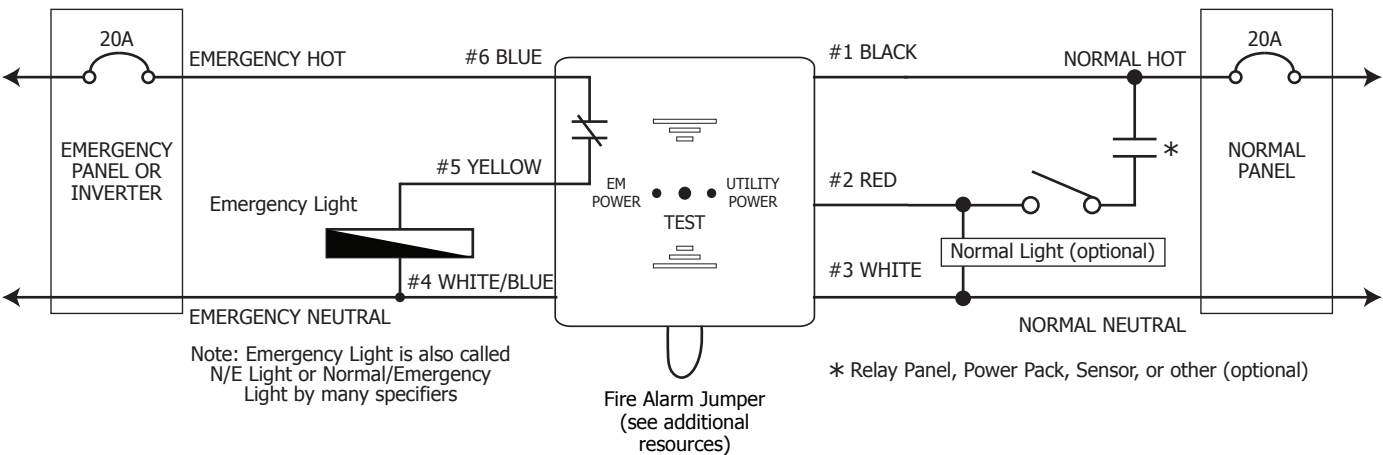


LVS, Inc. 2555 Nicholson Street, San Leandro, CA 94577-4216
Phone: 510-352-9600 1-800-982-4587 Fax: 510-352-6707
www.lvscontrols.com

SINGLE LINE DRAWING



WIRING DIAGRAM



SPECIFICATIONS

E L E C T R I C A L	MODEL NO.	LUT-ALCR
	SENSING INPUT	120V - 277V
	LOAD RATING	120V - 277V (20A)
	BALLAST LOAD RATING	20A (120-277V)
	INCANDESCENT LOAD	1200W (120V) / 1500W (277V)
	WARRANTY	5 Year Replacement Warranty

M E C H A N I C A L	MOUNTING	4-11/16" Junction Box w/ double gang ring
	RATING	UL94V-0
	SHIPPING WEIGHT / COLOR	12 oz. / White
	TEMPERATURE	32°F - 140°F (0°C - 60°C)
	FLUSH MOUNTED SIZE	5" x 5" x 0.2" (W X L X D)
	BODY SIZE	3.5" x 2.75" x 1.5" (W X L X D)

ORDERING INFORMATION

LUT-ALCR

- For 0-10V dimming, see LUT-ALCR-D

ADDITIONAL RESOURCES

- Installation Instructions
- Theory of Operation & FAQ
- Alternative Wiring Diagrams
- Terms & Conditions/Warranty Information
- Fire Alarm Tie-In/Override
www.lvscontrols.com/assets/UL924FAI.pdf