

Shown actual size: Lyneo® Lx preset dimmer and 1-gang Claro® wallplate in gray (GR)

LYNEO® Lx dimmers and switches

product family features

- matching dimmers and switches
- on/off push button returns light to your favorite light level and provides a large target
- round captive knob adjusts light to suit any activity
- amber locator light is easy to find in the dark
- coordinating Claro® and Satin Colors® wallplates available separately (including stainless steel)
- voltage compensation maintains stable light levels despite line voltage variations

available models

source type

- incandescent/halogen lighting
- magnetic low voltage lighting
- electronic low voltage lighting
- fluorescent lighting
- LED lighting
- quiet 3-speed fan controls

control locations

- single pole (one location)
- 3-way (two locations)

available colors (see pages 12-13 for color swatches)

colors (gloss finish)

WH white	GR gray
IV ivory	BR brown
AL almond	BL black
LA light almond	

colors (satin finish)

HT hot	ES eggshell
MR merlot	BI biscuit
PL plum	GS goldstone
TQ turquoise	DS desert stone
TC terracotta	ST stone
GB greenbriar	LS limestone
BG bluestone	SW snow
MS mocha stone	PD palladium
SG sea glass	MN midnight
TP taupe	SI sienna

colors & finishes key

- available in gloss finish
- available in satin finish
- available in all gloss and satin finishes

CAD file downloads available at www.lutron.com/cad

Questions on installation or selection?
Call Lutron® 24 hours/7 days a week at
1.800.523.9466 or visit www.lutron.com

dimmers with locator light



- push button turns on/off
- slide up to brighten, down to dim
- includes locator light

incandescent/halogen

single pole	600 W	LX-600PL- <input type="checkbox"/>
single pole	1000 W	LX-10PL- <input type="checkbox"/>
3-way	600 W	LX-603PL- <input type="checkbox"/>
3-way	1000 W	LX-103PL- <input type="checkbox"/>

magnetic low-voltage

single pole	600 VA (450 W)	LXLV-600PL- <input type="checkbox"/>
single pole	1000 VA (800 W)	LXLV-10PL- <input type="checkbox"/>
3-way	600 VA (450 W)	LXLV-603PL- <input type="checkbox"/>
3-way	1000 VA (800 W)	LXLV-103PL- <input type="checkbox"/>

Suggested maximum lighting load for magnetic low-voltage dimming is 450W for 600VA products and 800W for 1000VA products, to allow for transformer losses.

electronic low-voltage*

single pole	600 W	LXELV-600PL- <input type="checkbox"/>
3-way	600 W	LXELV-603PL- <input type="checkbox"/>

* requires neutral wire connection

fluorescent dimming with Hi-lume®, Compact SE™, Eco-10®, EcoSystem® ballasts, and Hi-lume® LED



- use with Lutron® 3-wire line-voltage control electronic dimming ballasts
- please refer to the Lutron® Fluorescent Dimming Systems Selection Guide (P/N 366-002) for more information
- includes locator light
- no derating if ganged

fluorescent*

single pole/	8 A	LXF-103PL- <input type="checkbox"/>
3-way	120 V	
single pole/	6 A	LXF-103PL-277- <input type="checkbox"/>
3-way	277 V	

LED with Hi-lume® LED driver only* **NEW**

single pole/	8 A	LXF-103PL- <input type="checkbox"/>
3-way	120 V	
single pole/	6 A	LXF-103PL-277- <input type="checkbox"/>
3-way	277 V	

LED with GRX-TVI (0-10 VDC sink control)* **NEW**

single pole/	16 A load	LXF-103PL- <input type="checkbox"/>
3-way	30 mA control 120/277 V	


* requires neutral wire connection

colors & finishes key

- available in gloss finish
- available in satin finish
- available in all gloss and satin finishes

See page 73 for available colors.
To order, add color suffix to model number.
Example: **LX-600PL- TQ**

switches with locator light



- push button turns on/off
- use with lighting loads or 1 HP motor loads (i.e. garbage disposals)
- includes locator light
- no derating if ganged

switches (120V only)

single pole	600W/VA (5A) non-dimmed lighting; or 1 HP motor load	LX-1PSL-	<input type="checkbox"/>
3-way	600W/VA (5A) non-dimmed lighting; or 1 HP motor load 1000W/VA (8A) when used with 1000W dimmer	LX-3PSL-	<input type="checkbox"/>
4-way	600W/VA (5A) non-dimmed lighting; or 1 HP motor load 1000W/VA (8A) when used with 1000W dimmer	LX-4PSL-	<input type="checkbox"/>

fan controls



- push button turns on/off
- slide up to increase speed, down to decrease speed
- 3 quiet fan speeds for increased comfort
- no derating if ganged

quiet 3-speed control




single pole/ 3-way	1.5A ceiling fan	LXFSQ-F-	<input type="checkbox"/>
-----------------------	---------------------	-----------------	--------------------------

See page 73 for available colors.

To order, add color suffix to model number.

Example: **LX-1PSL- TQ**

colors & finishes key

-  available in gloss finish
-  available in satin finish
-  available in all gloss and satin finishes